

Vklass

The app Vklass is a limited version of Vklass on the web and gives you a quick overview of what is happening at your child's preschool / school. It is available for Android and iPhone / iPad – (the iPhone app can be used on the iPad) and can be downloaded from the Google Play Store or the App Store. Soon it will also be available to Windows Phone users.

To log into the app, you will need special credentials, which you get / got home in your mailbox (a letter from PostNord).

For those of you with children in elementary school / secondary school you will be able take advantage of student documentation and feedback from the teachers. In order to access student documentation you will need to log on to Vklass via the web via www.jonkoping.se/Vklass (mobile bank ID / bank ID required).



iOSappen



Androidappen

Enter e-mail and mobile number

It is important to keep the current e-mail address and mobile phone number in the app or on the web in order to receive information. This is done in the Settings menu (**Inställningar**).

Support

Support regarding the login process is provided via the municipality's contact center **phone number 036-10 50 00**.



Some of the features of Vklass

When you first log into the app, you are met by the current news. If you have further children in school / preschool, all news are presented on the same "home page."

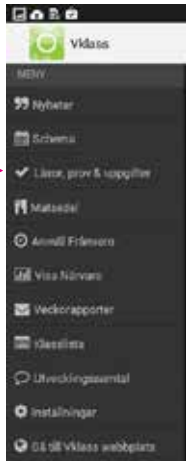
Via the app menu button you will then find your / your child's calendar / schedule of activities, school lunch menu, etc.

To see the app menu – press



Timetable (Schema)

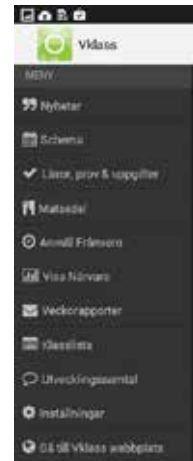
This shows your child's schedule. If you are the guardian of several school children, you can, via a menu option, choose which child's schedule (**Schema**) you want to see.



Assignments / homework / tests

You can get information on assignments, homework and tests pertaining to your child.

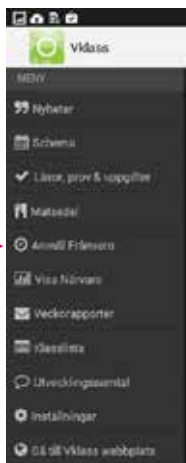
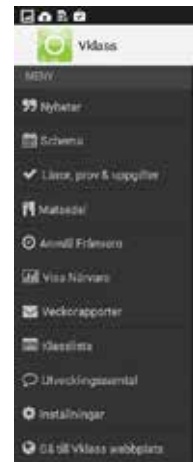
- In the app, select Homework (**Läxor, prov och uppgifter**) from the menu.
- While logged on to the website (on a computer), you will find the information through selecting **Schema** in the left menu.
- You also get information about homework, tests and assignments in the weekly reports (read more under **Veckorapporter**).



Lunch menu

In Vklass you will find the current lunch menu.

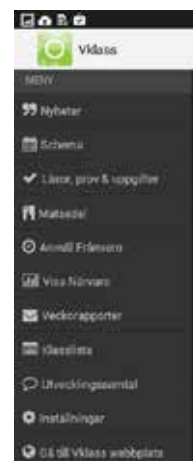
- In the app choose **Matsedel** in the app menu.
- On the website, select School (**Skola**) in the left menu. If you are the custodian of several children you need to do this to choose regarding which child you are requesting information.



Attendance / Absence notification

You obtain and provide information about your child's attendance in Vklass.

- In the app, choose Absence notification (**Anmäl frånvaro**) in the menu.
- On the web there is absence notification tab (left menu) **Anmäl Frånvaro**.
- You can also sign absences by calling **phone number 036-10 28 00**, and follow the instructions carefully – wait to receive notification of absence confirmed before you hang up.



Weekly reports

Each week, the school / schools send a weekly summary to the guardian's e-mail.

- It can also be viewed in the app and via the computer under the tab **Veckorapporter** (Weekly reports).
- The report is a compilation of the previous week's attendance / absence and the following week's homework / assignments / tests and news.